

FLEX ROW SCHEDULE

2, 4, 4, 2

GROSS SEATS = 595

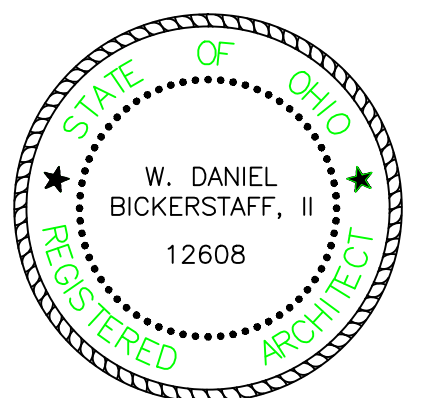
NET SEATS = 496



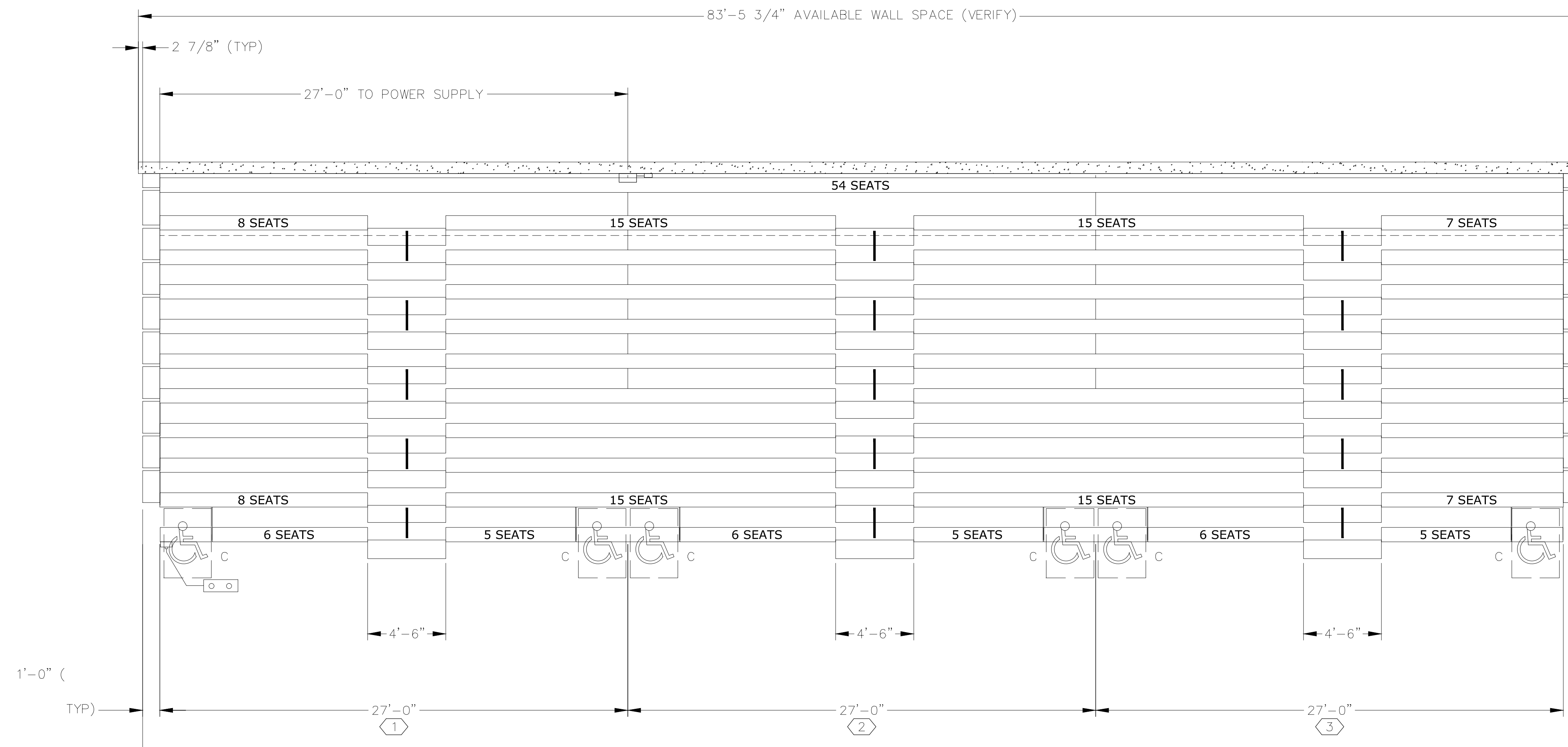
Project Team:

Architect

**UBIQUITOUS DESIGN, LTD.**  
ARCHITECTS  
3433 LEE ROAD  
SHAKER HEIGHTS, OHIO 44130  
P: 216.752.4444 F: 216.752.5911 UBD@UDLTD.COM



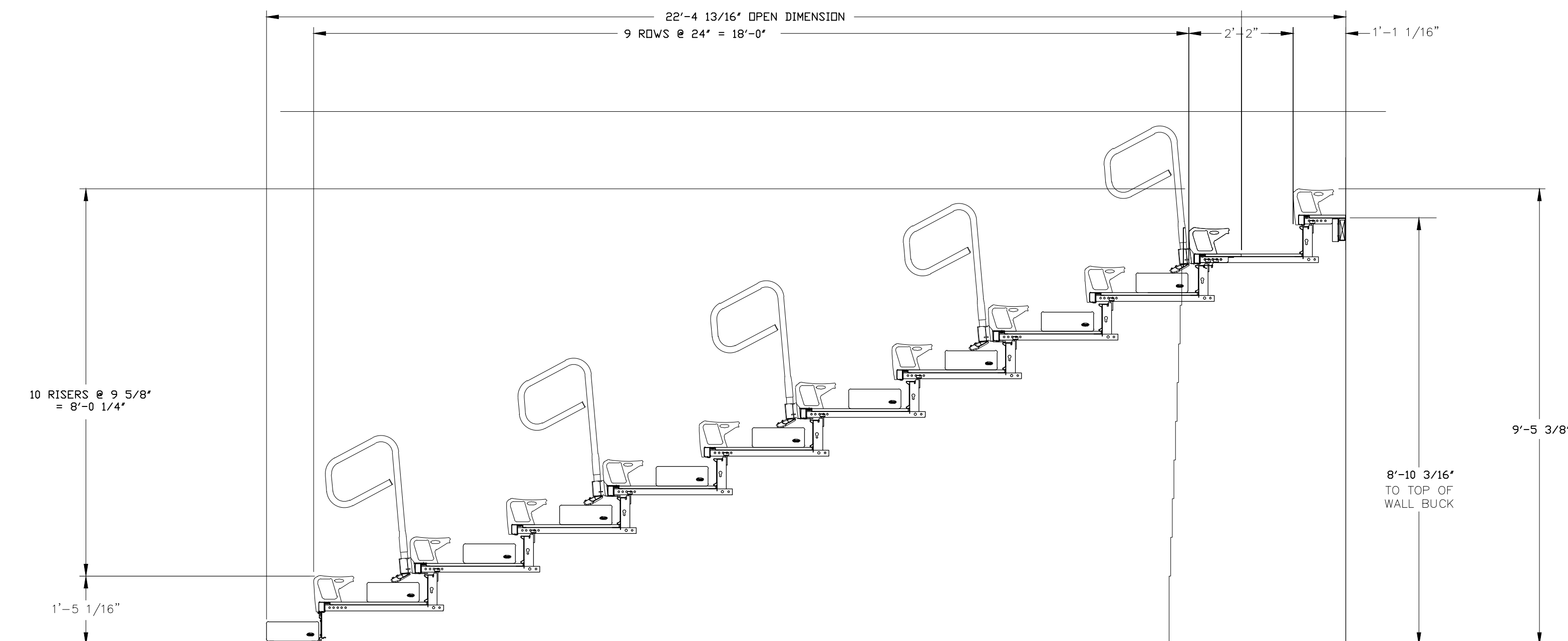
*W. Daniel Bickerstaff, II*  
W. Daniel Bickerstaff, II License No. 12608  
Expiration Date: December 31, 2019



**1**  
A5.0  
**NEW EAST BLEACHER 'B' PLAN**  
SCALE: 1/4" = 1'-0"

**GENERAL NOTES**

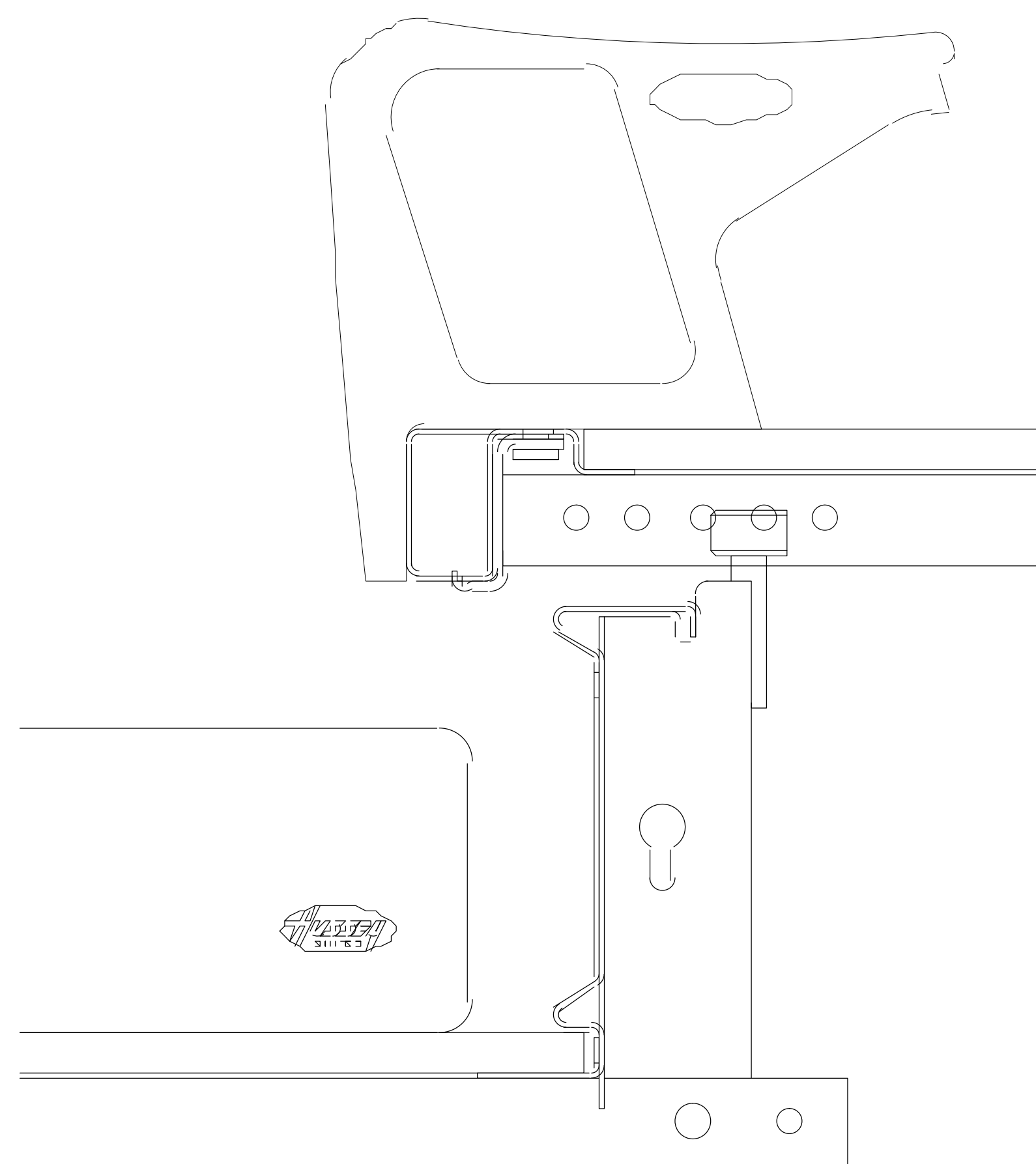
- DEALER WILL VERIFY ALL DIMENSIONS AND INFORMATION SHOWN, INSURE THAT ALL FIELD CHECKED INTERMEDIATE DIMENSIONS EQUAL THEIR CORRESPONDING OVERALL DIMENSION, AND RETURN THIS DRAWING WITH THE APPROPRIATE SIGNATURES FOR FURTHER ACTION.
- HUSSEY SEATING Co. WILL ASSUME RESPONSIBILITY FOR MANUFACTURING AND SUPPLYING PRODUCT ACCORDING TO THIS DRAWING AND APPROVAL.
- THE ARCHITECT, GENERAL CONTRACTOR AND OWNER WILL INSURE THAT FLOORING IS LEVEL WITHIN ±1/8" IN 8'-0" AND THAT THE FLOORING IS CONTINUOUS.
- THE LAYOUT SHOWN IS DRAWN PER HUSSEY SEATING Co. INTERPRETATION OF: **OHIO/IBC 2017**  
IF THE APPLICABLE CODE IS DIFFERENT THAN THE ONE STATED, PLEASE INDICATE ON THE LINE PROVIDED:  
IF NO OTHER CODE IS INDICATED, IT IS ASSUMED THAT THE DEALER/ARCHITECT IS AWARE OF THE CODE APPLIED TO THE LAYOUT SHOWN, AND THAT HUSSEY SEATING Co. CANNOT BE HELD RESPONSIBLE IF ANY DEVIATION OCCURS.
- HUSSEY SEATING COMPANY STRIVES TO CONTINUOUSLY IMPROVE IT'S PRODUCT AND MANUFACTURING METHODS. THE COMPANY RESERVES THE RIGHT TO MAKE CHANGES WITHOUT NOTICE WHEN, IN THE OPINION OF THE COMPANY, SUCH CHANGES IMPROVE THE PRODUCT OR IT'S PERFORMANCE.



**2**  
A5.0  
**BLEACHER 'B' SECTION**  
SCALE: 1/2" = 1'-0"

**MOTORIZED BLEACHER ELEC. REQ.**

INTEGRAL POWER SUMMARY					
BANK LETTER	NO. OF MOTORS	PWR FRAME MODEL	CONTROL: PENDANT/KEY	POWER SUPPLY LOCATION	POWERED TIER
A	3	PF2	PENDANT	27'-0"	1
POWER SPECIFICATIONS					
POWER SUPPLY DETAIL: (STANDARD)					
<p>MANUAL LOCKING DISCONNECT NON-FUSED (BY E.C.) SEATING POWER SUPPLY (BY E.C.) SEE ELECTRICAL SPECIFICATIONS</p> <p>CONTROL BOX PROVIDED BY HSC @ TO BE 5'-0" ABOVE FLOOR. (CONNECTION BY E.C.)</p>					
ELECTRICAL SPECIFICATIONS:					
EACH MOTOR: 1/2HP, 120/208V, THREE PHASE, 1.25 SERVICE FACTOR					
REF. INTEGRAL POWER SUMMARY CHART FOR QUANTITIES.					
POWER SUPPLY: (SUPPLIED BY ELECTRICAL CONTRACTOR)(E.C.)					
120/208 VOLTS, 20 AMPS, 3 PHASE, 4 CONDUCTORS + GROUND					
MAXIMUM ALLOWABLE FULL LOAD VOLTAGE DROP IS 4 %.					



**3**  
A5.0  
**COURTSIDE SEAT MODULE DETAIL**  
SCALE: 6" = 1'-0"

**BANK SUMMARY**

BANK 'B'  
MODEL: MAXAM26  
RISE": 9-5/8"  
ROW SPACING: 24"  
TIERS: 10




IMAGE OF BLEACHER AND 'COURTSIDE' INDIVIDUAL SEAT MODULE

PERMIT ISSUANCE WDB, II 03.06.2019

**JOHH HAY HIGH SCHOOL**

Interior Alteration

Gymnasium Floor and Bleachers Replacement

2075 STOKES BOULEVARD  
CLEVELAND, OH 44106

216.838.0404  
Gary.Sautter@clevelandmetroschools.org

BY: DB  
DATE: WDB, II

**NEW EAST BLEACHER 'A' PLAN**  
SECTIONS & DETAILS

03.06.2019